

Appendix C – Housing & Health Performance Report

Key:



Green – Performance is at or above target



Amber – Performance is less than 10% below target


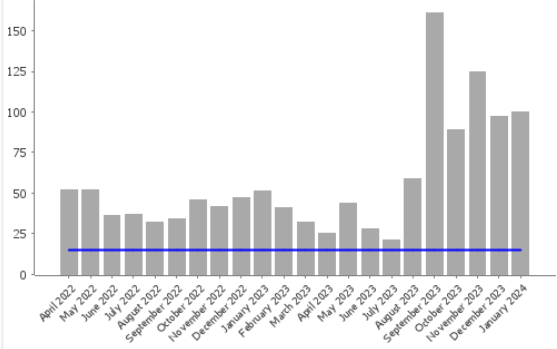


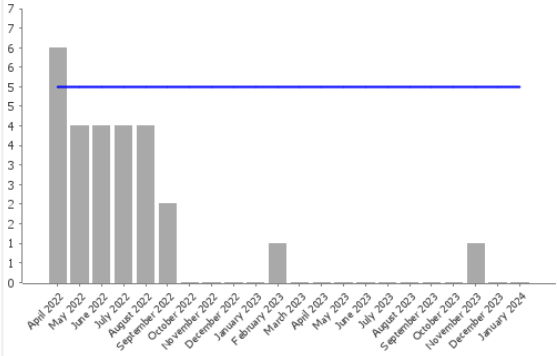




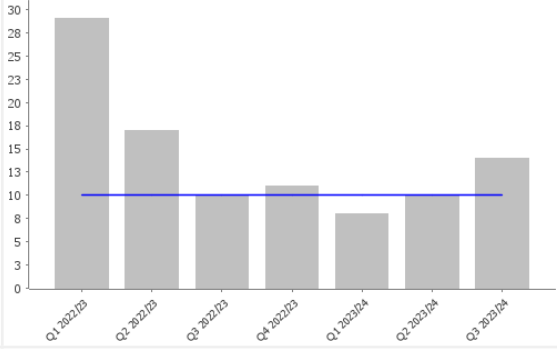


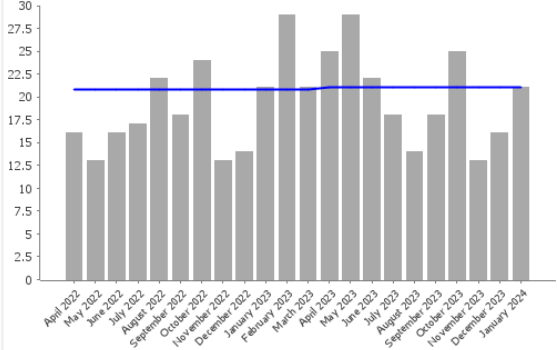

Red – Performance is 10% or more below target


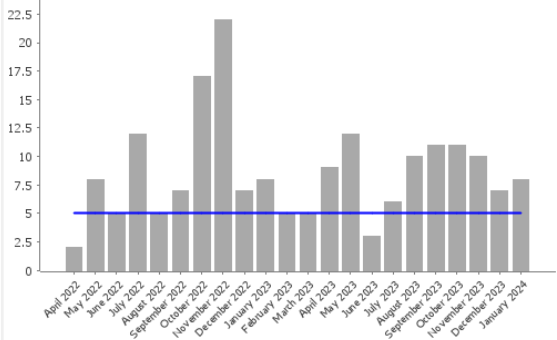


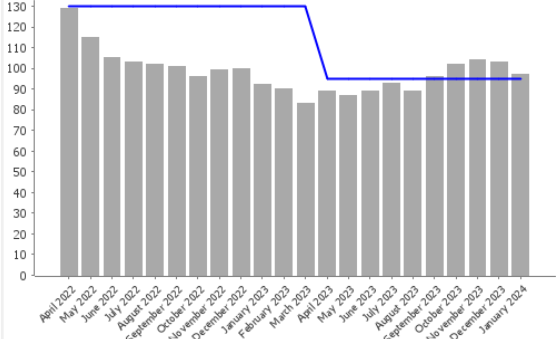

Code	Short Name	Current Value	Current Target	Current Status	Performance Chart	Year to date 2023/24 Value	Year to date 2023/24 Target	Year to date 2023/24 Status	Latest Note
LPI_C D H 01	Percentage of the Sevenoaks District Partnership Health and Wellbeing Action Plan actions on target	86%	80%			86%	80%		Commentary is only provided for 'red' indicators

Code	Short Name	Current Value	Current Target	Current Status	Performance Chart	Year to date 2023/24 Value	Year to date 2023/24 Target	Year to date 2023/24 Status	Latest Note																
LPI_C D H 04	Number of referrals to the One You Kent Service (SDC area)	134	100	✔	<table border="1"> <caption>Quarterly Performance Data for LPI_C D H 04</caption> <thead> <tr> <th>Quarter</th> <th>Value</th> </tr> </thead> <tbody> <tr> <td>Q1 2022/23</td> <td>150</td> </tr> <tr> <td>Q2 2022/23</td> <td>165</td> </tr> <tr> <td>Q3 2022/23</td> <td>135</td> </tr> <tr> <td>Q4 2022/23</td> <td>125</td> </tr> <tr> <td>Q1 2023/24</td> <td>150</td> </tr> <tr> <td>Q2 2023/24</td> <td>135</td> </tr> <tr> <td>Q3 2023/24</td> <td>135</td> </tr> </tbody> </table>	Quarter	Value	Q1 2022/23	150	Q2 2022/23	165	Q3 2022/23	135	Q4 2022/23	125	Q1 2023/24	150	Q2 2023/24	135	Q3 2023/24	135	419	300	✔	Commentary is only provided for 'red' indicators
Quarter	Value																								
Q1 2022/23	150																								
Q2 2022/23	165																								
Q3 2022/23	135																								
Q4 2022/23	125																								
Q1 2023/24	150																								
Q2 2023/24	135																								
Q3 2023/24	135																								
LPI_C D H 05	Number of individuals completing the One You initial appointment	92	75	✔	<table border="1"> <caption>Quarterly Performance Data for LPI_C D H 05</caption> <thead> <tr> <th>Quarter</th> <th>Value</th> </tr> </thead> <tbody> <tr> <td>Q1 2022/23</td> <td>80</td> </tr> <tr> <td>Q2 2022/23</td> <td>95</td> </tr> <tr> <td>Q3 2022/23</td> <td>125</td> </tr> <tr> <td>Q4 2022/23</td> <td>65</td> </tr> <tr> <td>Q1 2023/24</td> <td>80</td> </tr> <tr> <td>Q2 2023/24</td> <td>90</td> </tr> <tr> <td>Q3 2023/24</td> <td>90</td> </tr> </tbody> </table>	Quarter	Value	Q1 2022/23	80	Q2 2022/23	95	Q3 2022/23	125	Q4 2022/23	65	Q1 2023/24	80	Q2 2023/24	90	Q3 2023/24	90	265	225	✔	Commentary is only provided for 'red' indicators
Quarter	Value																								
Q1 2022/23	80																								
Q2 2022/23	95																								
Q3 2022/23	125																								
Q4 2022/23	65																								
Q1 2023/24	80																								
Q2 2023/24	90																								
Q3 2023/24	90																								

Code	Short Name	Current Value	Current Target	Current Status	Performance Chart	Year to date 2023/24 Value	Year to date 2023/24 Target	Year to date 2023/24 Status	Latest Note
LPI_C D H 06	Percentage of participants of tier 2 weight management that have lost weight at the end of their active intervention	100%	75%	✔		100%	75%	✔	Commentary is only provided for 'red' indicators
LPI_C D H 07	Percentage of clients that have completed an end of intervention satisfaction service and recorded as at least "satisfied" with the 1:1 lifestyle support and weight loss services they may have received.	96%	90%	✔		96%	90%	✔	Commentary is only provided for 'red' indicators

Code	Short Name	Current Value	Current Target	Current Status	Performance Chart	Year to date 2023/24 Value	Year to date 2023/24 Target	Year to date 2023/24 Status	Latest Note
LPI_HSA02	Number of households where a positive outcome has been achieved (homeless prevented or secures alternative accommodation)	100	15			749	150		Commentary is only provided for 'red' indicators
LPI_HSA04	Number of households in B & B	0	5			0	5		Commentary is only provided for 'red' indicators

Code	Short Name	Current Value	Current Target	Current Status	Performance Chart	Year to date 2023/24 Value	Year to date 2023/24 Target	Year to date 2023/24 Status	Latest Note
LPI_H S P 01	Number of customers housed in PSL property	14	10			32	30		Commentary is only provided for 'red' indicators
LPI_H S R 01	Total number housed through Sevenoaks District Housing Register nomination	21	21			201	210		Commentary is only provided for 'red' indicators

Code	Short Name	Current Value	Current Target	Current Status	Performance Chart	Year to date 2023/24 Value	Year to date 2023/24 Target	Year to date 2023/24 Status	Latest Note
LPI_P SH 02	Number of Disabled Facilities Grants completed	8	5			87	50		Commentary is only provided for 'red' indicators
LPI_H S A 03	Number of households in all types of emergency & temporary accommodation	97	95			97	95		Commentary is only provided for 'red' indicators